


INSTRUCTIONS

Use the second page of this form to record measurements of the long and triple jump sand pit for which a cover order is requested. Record **ACTUAL** measurements to within $\frac{1}{16}$ " [1mm].

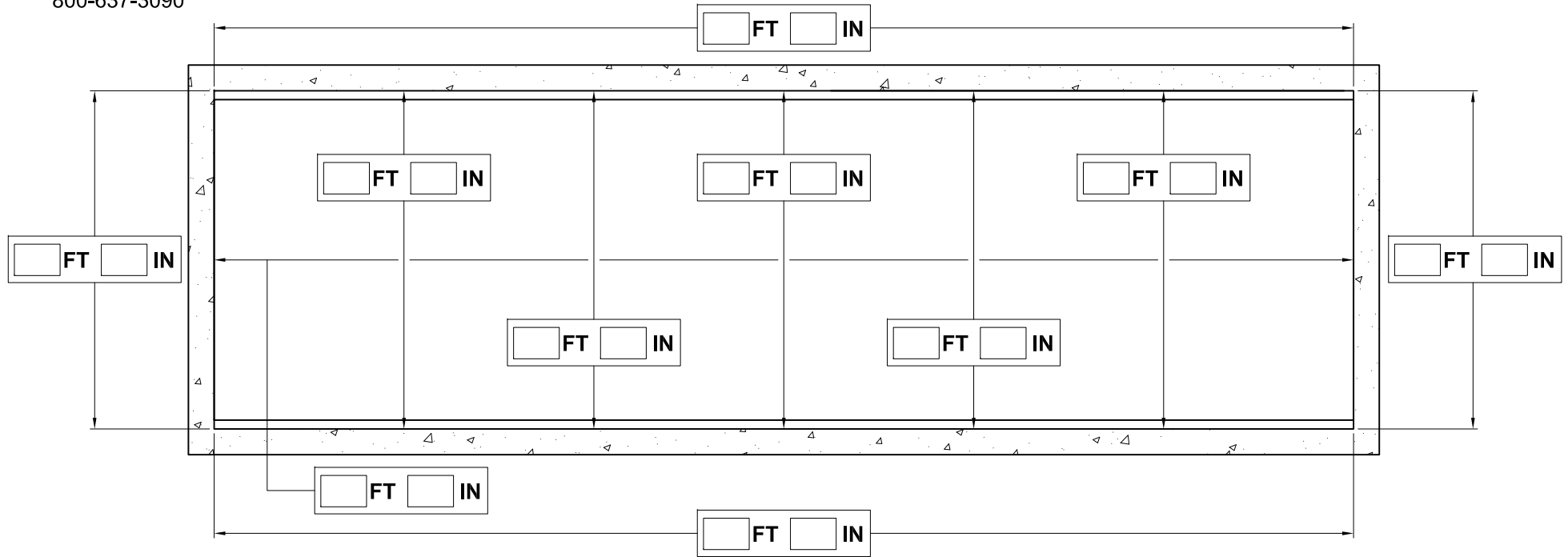
There are ten entry boxes provided to record the measurements taken. Width measurements, 1 - 7, include the cover ledge on each side. Measurements 2 - 6 should be evenly spaced along the length of the pit, with measurement 4 at the middle.

Please **fill in** the project, point of contact, and certification information in the blank spaces provided.

Panels will be built $\frac{1}{2}$ " smaller than the shortest width listed unless special instructions are received. Special modified cover panels can be built for existing pits built without a supporting shelf in the wall.



Section A-A



Project

Title: _____
Location: _____

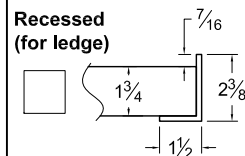
Certification

Signature & Date: _____
Name & title of authorizing official: _____

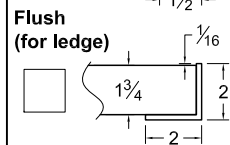
Point of Contact

Name: _____ Phone: _____
Address: _____ Fax: _____

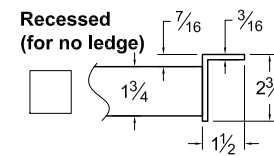
Frame Options (check one)



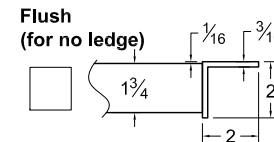
This is the standard frame. The cover is 2 3/8" thick with a 1/16" recess for track surface.



This frame option is 2" thick and is intended for use with out track surface.



This frame option is 2 3/8". It is intended for situations where there is no ledge to rest the cover on. The cover has a 1/16" recess for track surface. The cover will stand 3/16" higher than the surrounding surface.



This frame option is 2" thick and is intended for situations where there is no ledge to rest the cover on. The cover does not have a recess for track surface. The cover will stand 3/16" higher than the surrounding surface.